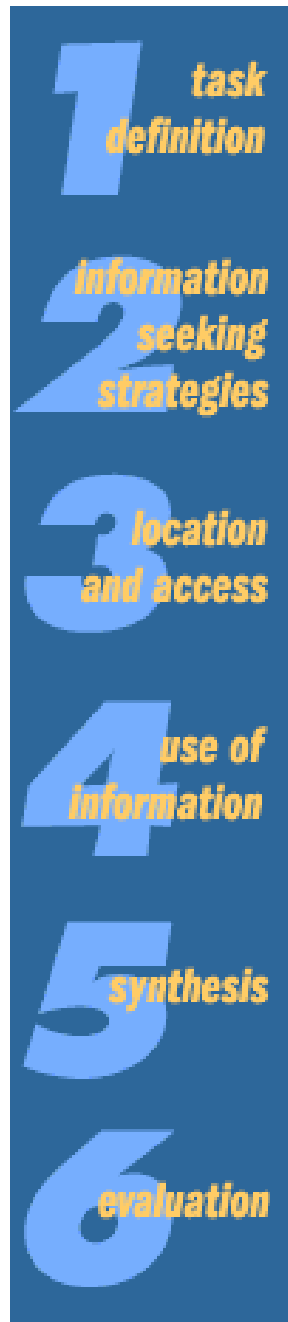


The Big6™ Skills

The Big6 is a process model of how people of all ages solve an information problem.



1. Task Definition

- 1.1 Define the information problem
- 1.2 Identify information needed (to solve the information problem)
 - What is my current task?
 - What are some topics or questions I need to answer?
 - What information will I need?

2. Information Seeking Strategies

- 2.1 Determine all possible sources (brainstorm)
- 2.2 Select the best sources
 - What are all the possible sources to check?
 - What are the best sources of information for this task?

3. Location and Access

- 3.1 Locate sources (intellectually and physically)
- 3.2 Find information within sources
 - Where can I find these sources?
 - Where can I find the information in the source?

4. Use of Information

- 4.1 Engage (e.g., read, hear, view, touch)
- 4.2 Extract relevant information
 - What information do I expect to find in this source?
 - What information from the source is useful?

5. Synthesis

- 5.1 Organize from multiple sources
- 5.2 Present the information
 - How will I organize my information?
 - How should I present my information?

6. Evaluation

- 6.1 Judge the product (effectiveness)
- 6.2 Judge the process (efficiency)
 - Did I do what was required?
 - Did I complete each of the Big6 Stages efficiently?

The Big6™ Skills


The Big6 is a process model of how people of all ages solve an information problem.

1. Task Definition

1.1 Define the information problem

1.2 Identify information needed (to solve the information problem)

- What is my current task?
- What are some topics or questions I need to answer?
- What information will I need?




2. Information Seeking Strategies

2.1 Determine all possible sources (brainstorm)

2.2 Select the best sources

- What are all the possible sources to check?
- What are the best sources of information for this task?




3. Location and Access

3.1 Locate sources (intellectually and physically)

3.2 Find information within sources

- Where can I find these sources?
- Where can I find the information in the source?



4. Use of Information

4.1 Engage (e.g., read, hear, view, touch)

4.2 Extract relevant information

- What information do I expect to find in this source?
- What information from the source is useful?

5. Synthesis

5.1 Organize from multiple sources

5.2 Present the information




- How will I organize my information?
- How should I present my information?

6. Evaluation

6.1 Judge the product (effectiveness)

6.2 Judge the process (efficiency)

- Did I do what was required?
- Did I complete each of the Big6 Stages efficiently?



The Super3 contains the same basic elements as the Big6, but is written for younger students to understand.


1. Plan - (Beginning)

When students get an assignment or a task, BEFORE they start doing anything, they should think:

- What am I supposed to do?
- What will it look like if I do a really good job?
- What do I need to find out to do the job?

Big6 Steps:

- Task Definition
- Information Seeking Strategies




Copyright © 1996, Michael Eisenberg/Robert Berkowitz

2. Do - (Middle)

In the Middle the students DO the activity. This is where they read, view, tell, make a picture, etc.

Big6 Steps:

- Location and Access
- Use of Information
- Synthesis



Copyright © 1996, Michael Eisenberg/Robert Berkowitz


3. Review - (End)

Before finishing the product and turning it in, students should stop and think— Is this done?

- Did I do what I was supposed to do?
- Do I feel ok about this?
- Should I do something else before I turn it in?

Big6 Steps:

- Evaluation



Copyright © 1996, Michael Eisenberg/Robert Berkowitz

The "Big6™" is copyright © (1987) Michael B. Eisenberg and Robert E. Berkowitz. For more information, visit: www.big6.com

Super3 information from <http://academic.wsc.edu/redl/classes/tami/super3.html>

created by Tami J. Little. Handout created by: Barbara J. Shoemaker, School Media Specialist, Mill Road Elementary, K-2 Red Hook Central School District, Red Hook, NY